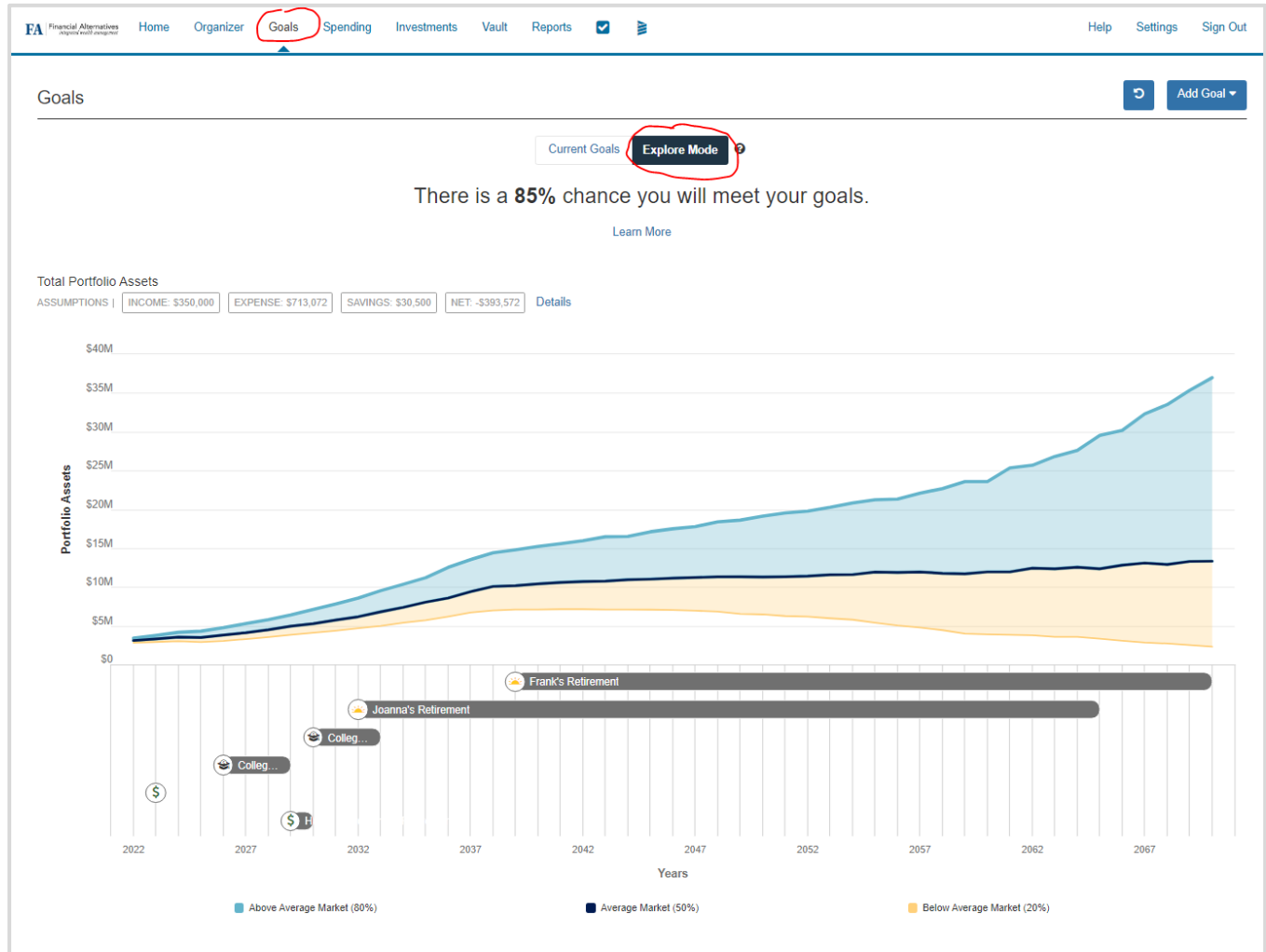



Goals Tab – Explore Mode

Use Explore Mode on the Goals tab to test the impact of changes to your goals without altering the assumptions in your financial plan.



- When you first enter Explore Mode, your goal information will match the information displayed in your Current Goals.
- Hover your mouse over the chart displayed to view details about an area of the chart. The chart displayed may differ from the one shown above depending on your Advisor's settings.
- Use the **Add Goal** drop-down to enter new goals.
- Use the **How am I funding this?** and **Edit Retirement Goal** links to make changes to current funding, goal amounts, and other details related to your goals.
- Use the Reset button at the top right to remove any of your changes.
- If you want to make permanent changes to your goals based on the changes you make in Explore Mode, contact your financial advisor.




22%

Probability of Success

[How am I funding this?](#)

[Edit Retirement Goal](#)



100%

Percent Funded

[How am I funding this?](#)

[Edit Retirement Goal](#)